

Reception Home Learning Grid: Summer Term

Shadow Challenge

Use blocks/objects from your house to make shapes you can draw around. How does the shadow change if you rotate the block? Is the shadow different at different times of day?



Phonics Challenge



Go on a sound hunt!

Which of our digraphs and trigraphs can you spot when you are out and about? This could be on signs, posters or in books. Write down the words or take a picture of the sounds.

I will upload the sound mat on Tapestry.

Maths – Subitising


Download the White Rose 1 Minute Maths app to practise subitising. Challenge yourself with 1 to 5 (random) or even 5 to 9 (common) every day for a week. Remember it's about what you notice – try not to count!



Maths - Patterns

Make different patterns using objects you have at home. This could be blocks, toy cars, Lego, teddies or natural objects.

Think about making repeating patterns, this means the colour, size or shape repeats.



Reading Challenge

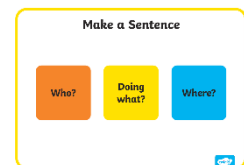


Now that the sun is out more, it is the perfect time to do some relaxing reading outside!

Find a calm spot to do some quiet reading while enjoying nature. Is there a silly spot outside too?

Share photos on Tapestry of your best reading spots.

Writing



Can you create and write a sentence using the sentence structure we practise in school?

Remember:

Who? Doing what? Where?
E.g. The duck is jumping in the pond.

It could be a silly sentence or you could describe something you have done.

Art Challenge




Can you create a collage using recycled materials?

Just like we did with our sea creature pictures.

You could cut shapes from old papers, magazines and packaging to decorate a drawing. Maybe you could collage your favourite animal? Or a colourful plant you have seen outside?

Visit the local area



We will be learning more about our local area this term. Could you visit your local library? Or art gallery?

How did you travel there?
What exciting things did you see?

Post a photo/video on Tapestry of your visit to your local area and you can tell us all about it!

National Trust Visit



The children have been working with local community artists to create blossom inspired artwork. The four pieces will be joined together to create one larger artwork that will tour around local National Trust sights in May. The touring artwork will be on display at Lyme Park (10–11 May), Castlefield Viaduct (17–18 May) and Dunham Massey (24–25 May).

Please use your pink card to get free entry for your child and two adults!

These are suggested activities to help your child consolidate the learning done in school, use this as an opportunity for your child to show you some of the things they have learnt to do. Please complete the activities over the next half term and share your home learning via your child's Tapestry learning portal. If you would like any additional resources or support with the activities, please contact a member of staff.